

Pinky and the Big Rainy Day

Parent's Guide to Printable Pages

Welcome to the Pinky Dinky Doo podcast!


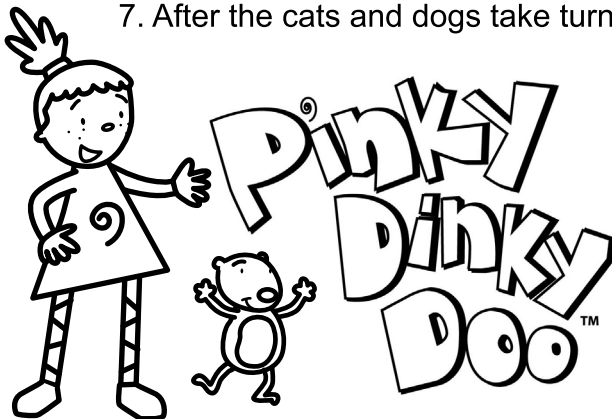
Here are 7 engaging coloring pages for your child to color along with the podcast or enjoy after the episode is over. Either way, the fun has only just begun.

- ⑨ Each activity sheet highlights a key moment from the podcast and provides an opportunity for your child to use his imagination to complete the drawing.
- ⑨ Listen to the podcast or talk with your child about Pinky's story. What happened first? What happened next? What was the dilemma? How did Pinky solve the problem by thinking big?
- ⑨ Once the activity sheets are colored, ask your child to place each scene in the order that it occurred in Pinky's tall tale. This activity will help to reinforce the narrative of the story and support critical comprehension skills... and can be great fun as well!


Answer Key

The correct sequence for this set of activity sheets is as follows:


1. Pinky, Tyler, and Mr. Guinea Pig look out the window and see that it is raining cats and dogs.
2. The cats cause chaos when Pinky and Tyler bring them inside the apartment.
3. Pinky notices that the cats like to sing along with the radio.
4. Back outside, the cats and dogs create such a cacophony that they stop traffic.
5. Pinky gets a big idea.
6. Pinky's big idea is for the cats and dogs to take turns singing.
7. After the cats and dogs take turns singing, the sun comes out.




Pinky and the Big Rainy Day




Pinky and the Big Rainy Day




Pinky and the Big Rainy Day




Pinky and the Big Rainy Day



Pinky and the Big Rainy Day



Pinky and the Big Rainy Day



Pinky and the Big Rainy Day

