

Mr. Guinea Pig, Superstar!

Parent's Guide to Printable Pages

Welcome to the Pinky Dinky Doo podcast!


Here are 7 engaging coloring pages for your child to color along with the podcast or enjoy after the episode is over. Either way, the fun has only just begun.

- ⑨ Each activity sheet highlights a key moment from the podcast and provides an opportunity for your child to use his imagination to complete the drawing.
- ⑨ Listen to the podcast or talk with your child about Pinky's story. What happened first? What happened next? What was the dilemma? How did Pinky solve the problem by thinking big?
- ⑨ Once the activity sheets are colored, ask your child to place each scene in the order that it occurred in Pinky's tall tale. This activity will help to reinforce the narrative of the story and support critical comprehension skills... and can be great fun as well!


Answer Key

The correct sequence for this set of activity sheets is as follows:







1. Mr. Guinea Pig cheers up his friend, Pinky, with a song.
2. Mr. Guinea Pig plays his ukulele and sings his song to Pinky's class.
3. Mr Guinea Pig's upcoming concert is the talk of the town. He makes the cover of *Superstar* magazine.
4. Mr. Guinea Pig writes and performs a new song that is not about friendship, but about himself.
5. Pinky gets a big idea.
6. Pinky's big idea is for Mr. Guinea Pig to sing his friendship song and play his ukulele at the concert.
7. Everyone loves to hear Mr. Guinea Pig sing with his ukulele.



Mr. Guinea Pig, Superstar!







Mr. Guinea Pig, Superstar!



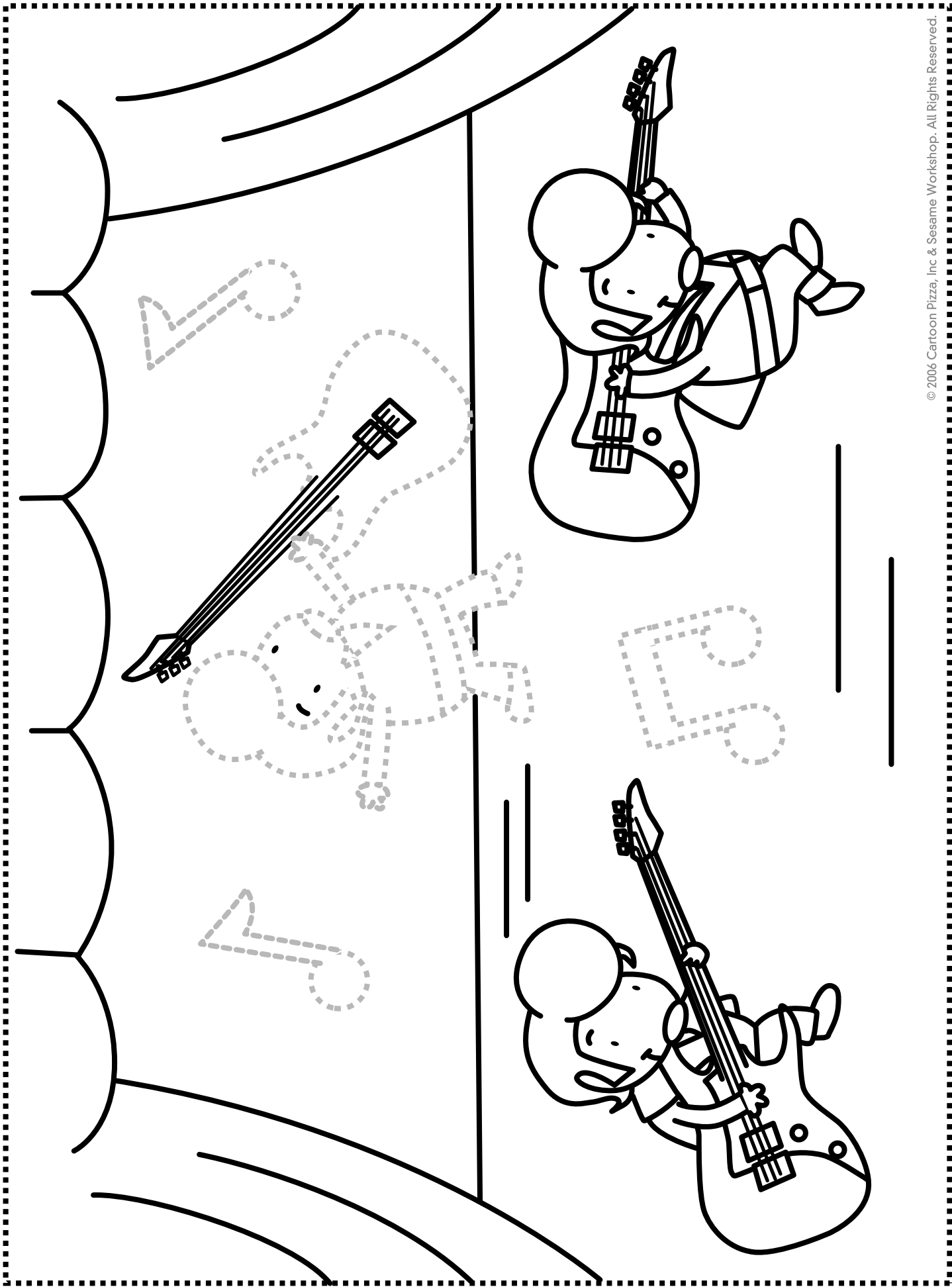
Mr. Guinea Pig, Superstar!

Superstar



Mr. Guinea Pig!

Mr. Guinea Pig, Superstar!



Mr. Guinea Pig, Superstar!



Mr. Guinea Pig, Superstar!



Mr. Guinea Pig, Superstar!

